



# RATHBONES

## RATHBONE SICAV MULTI-ASSET STRATEGIC GROWTH PORTFOLIO

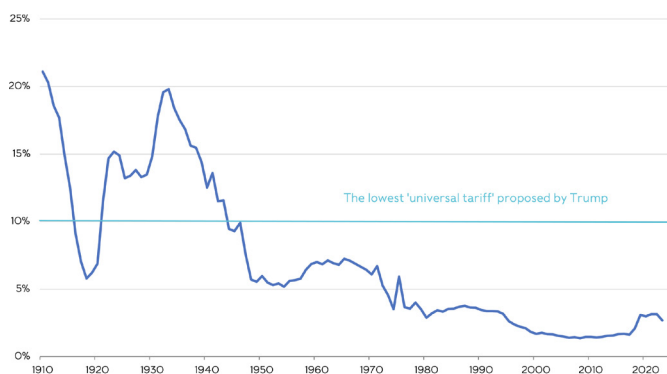
MONTHLY UPDATE OCTOBER 2024

**Markets have adjusted quickly since Donald Trump's landslide win in the US presidential election. The US stock market roared ahead as most other major stock markets fell or trod water. Meanwhile, government bonds wobbled.**

The moves make sense. Right up to the vote, it seemed 50/50 which way it would go. And while the two candidates' policies were more similar than you would think, there were some important differences in quantum that would noticeably affect investments.

First up, while both the Republican and Democrat platforms have hardened on trade and immigration, Trump's plans go much further. Plans to deport as many undocumented workers as possible and severely curtail all immigration (legal and illegal) will reduce the pool of labour and put upward pressure on wages. Plans to implement a universal tariff of 10%-20% on all imports and a 60%-100% tariff on Chinese goods will reduce consumer choice and increase prices for all sorts of things. To put those tariffs in context, the current average US tariff is 3%, up from an all-time low of 1% 12 years ago. Yet what's bad for customers and businesses exporting to the US will be a boon to US companies selling at home: less competition should boost profits. So, generally, US stocks up and overseas ones down to flat.

### AVERAGE US IMPORT TARIFF



Source: St. Louis Fed

If implemented, these trade and immigration policies should send US inflation higher. If is the operative word, however. It's difficult to tell the difference between Trump's rhetoric and policy ahead of time. It's possible that at least some of these proposals will be watered down after other concessions have been secured.

### Paying the toll

Then there's tax. Much of Trump's big tax-cuts from his first term end early next year. The Tax Cuts and Jobs Act of 2017 was sprawling and included all sorts of changes to deductions, rates, tax credits and depreciation rules across both the corporate and individual codes. Most of the corporate changes – including the reduction in the corporate tax rate from 35% to 21% – were permanent, while much of those for individuals were temporary, expiring in 2025 with some particularly steep tax hikes pencilled in for when they roll off. Harris had planned to extend the tax changes for individuals earning under \$400,000 (£316,500) and allow taxes to rise for the wealthier. As for businesses, she wanted to hike the tax rate to 28%. Meanwhile, Trump wants to keep it all – and go further. He plans to cut the corporate tax rate to 15% (but only for those who make their products in America); it's unclear whether that would extend to services businesses, which don't make products.

These differences are stark for the share prices of many companies and yet couldn't be factored in when the result was uncertain. Now that Trump is headed for the White House, this scenario can be factored in – with caveats for the uncertainty of whether he can actually implement all of it, of course!

The economy should also perform better under Trump, all else equal. Trump is adamant about cutting regulation, which would benefit businesses. And his large deficits should boost economic activity as well: the nonpartisan Committee for a Responsible Federal Budget (CRFB) estimates his plans would increase the already yawning gap between the nation's spending and tax receipts by \$7.8 trillion over the coming decade. Currently, the annual US federal deficit is \$1.8trn. That increase in spending would flow into the pockets of people and businesses, stimulating spending and investment.

Yet that \$780bn-odd extra government spending each year doesn't come from the magic money tree! Even before the spenny changes that Trump wants to make, the US is splurging at levels that are unprecedented outside an emergency. In 2023, it spent more than it received in taxes to the tune of 6.3% of GDP. By the IMF's measure, it's even worse (see chart on next page). The Congressional Budget Office thinks the deficit will deepen this year and won't improve appreciably afterwards unless something substantial is done to change the status quo. To put this in context, the US deficit has only been greater than 6% of GDP three times: during World War II; in the aftermath of the Great Financial Crisis; and during the pandemic.

The cash for that extra spending will need to be borrowed by selling many more US Treasury bonds than had been planned. The CRFB thinktank expects debt to GDP to rise from roughly 100% today to near 145% over the coming decade. There's huge uncertainty on these numbers, of course, but the trend is debt increasing – at a clip.

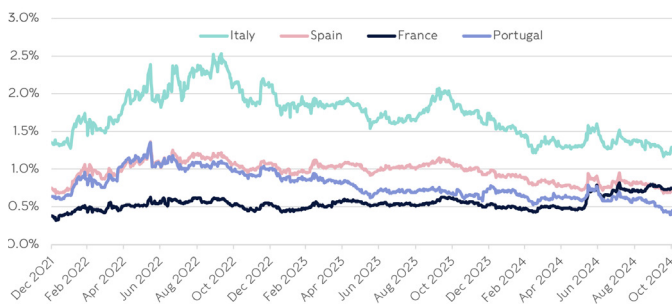
So, in the round, there's a lot of moving parts: some good, some bad, some unknown.

**Balancing budgets is hard**

The US government isn't the only one living beyond its means. Most major developed countries have struggled to rein in their deficits, especially since the pandemic. For a long while, investors have remained unconcerned. That might be changing.

France's deficit hit 5.5% of GDP last year, according to the IMF, and is forecast to widen to 6% this year. Combined with a disintegrating government, bondholders took fright. For years the yield of France's 10-year bonds has traded around 0.5% above that of its German counterpart. Known as the 'spread', this extra return accounts for the greater risk of holding French debt as opposed to German. When France became mired in a political crisis in June this year, this spread spiked to 0.75%. It now has roughly the same yield as Spain, which has long been considered riskier as a 'peripheral' part of the Eurozone.

**FRANCE HITS TROUBLE: 10-YEAR BONDS' EXTRA YIELD ABOVE GERMAN BENCHMARK**



Source: FactSet, Rathbones, data to 4 November, government bond yield minus German 10-year yield

As for the UK, while its situation is nowhere near as egregious, investors have become twitchy here as well. The UK 10-year government bond yield is back at 4.5%, where it was when the Bank of England was wrapping up its rate-hiking cycle in summer 2023. You'd have to go back to before the Global Financial Crisis to see that level breached again. The catalyst was the Labour government's first Budget which raised taxes by an average of £27.8 billion a year over the coming five, mostly from businesses and the wealthy. It also increased borrowing by an average £32bn a year. Most of the extra spending will flow to the NHS and education. Two-thirds is going to day-to-day expenditure with the remainder boosting public investment. To us, it's not a pro-growth Budget. It raises taxes and regulation for businesses, the drivers of economic vitality. It's also inflationary. And we're sceptical that the taxes expected by the government will materialise. If that happens, the government will be back for another round of hikes in taxes and/or debt. This might be why yields have popped sharply higher since the Budget.

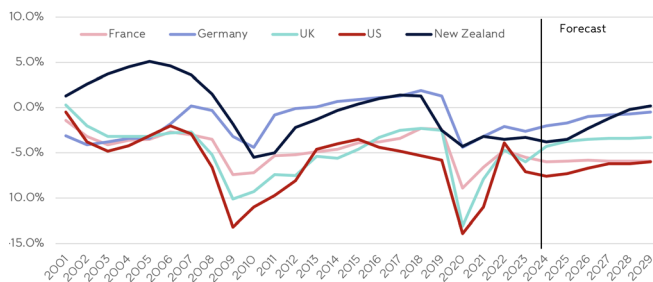
**Adjusting our bonds**

With that sidelong eye on government deficits and inflation, we've shifted some of our bond exposure from the US and UK to Europe and the South Pacific. We sold our **US Treasury 2.25% 2041** and **UK Treasury 1.75% 2037** and **0.875% 2033** bonds. We replaced them with the euro-denominated **European Investment Bank 2.75% 2034**, which is more geared to German bond yields. There are no deficit problems with the well-capitalised supranational development bank and, given Europe's fading inflationary pressures, rate cuts appear more assured on the Continent (which would boost the price of these bonds). On the day of the Budget and the final trading day of the year, we added back some of our **UK Treasury 0.875% 2033** at higher yields.

We bought **New Zealand Government 3% 2029** bonds because we felt it was a good yield and the country is making strong strides to reduce its public spending deficit (as you can see from the chart). We also locked in the sterling value of our Kiwi and European bonds at October's exchange rate by 'hedging' the currency. This means that we won't suffer losses if the pound rises further against those currencies. The flipside of this trade is that we won't make money if the opposite happens.

**SPENDTHRIFT GOVERNMENTS ARE BECOMING MORE OF A RISK, BUT SOME BUCK THE TREND**

**Government deficit/surplus as percentage of GDP**



Source: IMF; data is general government net lending/borrowing and doesn't include Trump policies

Back in the aftermath of the pandemic when interest rates and fears of a retailing Armageddon were sky high, we bought the deeply discounted retailer **Co-operative Group 7.5% 2026** bonds. Last month we sold them for more than their face value (the amount that's returned at maturity), making a substantial profit. Global high yield spreads (the extra return above US Treasuries to compensate for the risk of loss) are now lower than at any time since 2007. We felt it was a prudent time to take profits and reinvest elsewhere.

As for equities, they had a reasonable earnings season, particularly in the US, where economic growth shows little sign of faltering. Average S&P 500 company third-quarter profits were 5.4% higher than a year earlier, with a similar increase in sales over that time. Our UK and European companies were relatively solid as well. Some were conservative in their guidance for future earnings, but generally they fared well.

Any disappointments are still being punished severely though. But we tend to find these moves disproportionate and a reasonable chance to add to our holdings. An example of this was Dutch manufacturer of high-end computer chip printers **ASML**, which reported weakness in upcoming orders. We believe this is a short-term blip. Everything points to the greater use of computer chips in virtually everything and ASML makes the very best fabrication machines. We added to our holding.

We bought UK pharmaceutical **AstraZeneca**, which we swapped for Swiss rival **Novartis**. The share price was beaten down by fears that Chinese economic growth will continue to slow, crimping Astra's business there. China accounts for about 13% of Astra's sales; its biggest market is the US, where it makes and researches drugs in 17 sites across several states. Astra is a truly global operator, with 28 manufacturing sites in 16 countries, so it should be sheltered from Trump's tariffs. We think the drop in the business's value is overdone and it appeared better value than Novartis.

We sold the rest of our units in the **iShares S&P 500 Energy Sector ETF**, recycling the cash into US oil major **Chevron**, which we bought for the first time last month. We took profits from our **iShares Physical Gold ETF** after gold hit an all-time high of \$2,790 in October. We also trimmed **Tencent** and US construction equipment rental business **Ashtead**.



**DAVID COOMBS**  
Head of Multi-Asset Investments



**WILL MCINTOSH-WHYTE**  
Fund Manager

For more info on our fund, including factsheets, performance and fund manager views, please click [here](#).

If you require further clarification on this commentary, then please contact your adviser or Rathbones at the contact details below.

Any views and opinions are those of the investment manager, and coverage of any assets held must be taken in context of the constitution of the fund and in no way reflect an investment recommendation. Past performance should not be seen as an indication of future performance. The value of investments and the income from them may go down as well as up and you may not get back what you originally invested.

This fund is actively managed. This is a marketing communication. Please refer to the prospectus of the UCITS and the KIID before making any final investment decisions.

Please note that the Rathbone Luxembourg SICAV may decide to terminate the agreements made for the marketing of the fund pursuant to Article 93a of Directive 2009/65/EC. For a summary of investor rights and guidelines regarding an individual or collective action for litigation on a financial product at European Union level and in the respective country of residence of the investor, please refer to the supplementary information document that can be found on [rathbonefunds.com/international](http://rathbonefunds.com/international). The summary is available in English or an authorised language in the investor's country of residence.

## Rathbones Asset Management

EU/EEA investors  
+352 691992088  
[arnaud.gerard@fundrock.com](mailto:arnaud.gerard@fundrock.com)

UK and non EU/EEA investors  
+44 (0)20 7399 0800  
[international@rathbones.com](mailto:international@rathbones.com)  
[rathbonesam.com](http://rathbonesam.com)

FundRock Distribution S.A., an entity regulated by the Commission de Surveillance du Secteur Financier, has been appointed by Rathbones Asset Management Limited, the global distributor of the Rathbone Luxembourg Funds SICAV (the "Fund") to act as a sub-distributor of the Fund.

The Rathbone Luxembourg Funds SICAV: Authorised by the Commission de Surveillance du Secteur Financier.

Investment manager:  
Rathbones Asset Management Limited Authorised and regulated by the Financial Conduct Authority.  
A member of The Investment Association.  
A member of the Rathbones Group Registered No. 02376568

Management company:  
FundRock Management Company S.A.  
Authorised in Luxembourg and regulated by the Commission de Surveillance du Secteur Financier.